




Concession	Frimley Park Hospital	Royal Surrey County Hospital, Guildford	St. Peter's Hospital Chertsey	East Surrey Hospital Redhill
Parking Information	Use of disabled bays for set down and pick up only, unless you have a blue badge	Use of disabled bays for set down and pick up only, unless you have a blue badge		
Free use of staff parking	X	Drivers can use the drop off zone at the Main Entrance to drop off the patient for their appointment		
Free use of main visitor parking	<p>✓</p> <p>Take ticket and see parking attendant on exit</p>	<p>✓</p> <p>Display yellow Driver on Duty Disc in the main car park. There is no need to get a parking ticket.</p> <p>You cannot park at St Luke's using the yellow Driver on Duty Disc</p>	<p>✓</p> <p>Park on either Levels 2 or 2.5. Blue badge spaces can be found on level 2. All patient car parks are now ANPR (Automatic Number Plate Recognition). If the client is a blue badge holder please follow the instructions on the terminal, to obtain parking free of charge. Otherwise see either the security office or visitor reception (1st floor) with your yellow Driver on Duty disc to obtain a free exit ticket.</p>	<p>✓</p> <p>Parking is now only available in the Contractors Car Park, Canada Avenue, Redhill RH1 5RH</p> <p>If you park in the main car park you get the first half hour free of charge.</p>



Contact information: tel: 01483 566072

Email: info@surreyca.org.uk

Concession	Weybridge Hospital	Woking Community Hospital	Ashford Hospital	St George's Hospital
Parking Information		Temporary car park in place Jan-March 2024 please contact us for permit		
Free use of staff parking	X	X	X	X
Free use of main visitor parking	 Display your yellow Driver on Duty disc in the pay and display car park	 This is now number plate recognition. Drivers should park and go straight to the Entrance Reception Window to show their Yellow Driver on Duty Badge. The receptionist will enter their vehicle registration number onto the system so that we can park for free. Continue to display Blue Badges as appropriate.	 Take ticket on entering the car park. You will find two car parks in front of the hospital. There is a blue badge car park in front of Car Park 2. There are no barriers in place. For Car Park 1 & 2 press the help button on the machine by the exit barrier. Inform security who you are – name and the scheme you are with. The barrier should be raised.	If you go to St Georges you take the car park ticket to security in the main hospital, this is a desk back left in the concourse, show the Surrey Community Action yellow Driver on Duty Disc and they will validate the ticket. <u>The ticket only lasts for 15 minutes after validation.</u> This appears to work but has not been agreed with Surrey Community Action.

Concession	Heatherwood Hospital	Wexham Park	West Middlesex Hospital Isleworth	Aldershot Centre for Health
Parking Information	It has been agreed we can park here showing your yellow Driver on Duty Disc	Go through Gate 2 and park in Car Park A and make sure you display your Driver on Duty Disc		Park in main car park
Free use of staff parking	X	X	X	X
Free use of main visitor parking	✓	✓	You must display your yellow Driver on Duty Disc at all times when on the Hospital Site. Volunteers can drop off at the main entrance and park in the pay and display car park free of charge but NOT in staff parking bays. This is located to the left of the entrance to the hospital by Queen Mary Maternity Unit. Please note: if you park in the barriered “pay on foot” car park you must pay for parking.	There is now automatic number plate recognition (ANPR). Drivers should park and go straight to Reception to show their Yellow Driver on Duty card and register their details. The receptionist will register the vehicle on the system to allow free parking.

Concession	Royal Berkshire Hospital Reading	Royal Marsden Hospital Sutton
Parking Information	<p>Park in Hospital multi-storey car park, adjacent to the Main Entrance in Craven Road (just off the London Road). Take a ticket from the machine to enter. After parking, take ticket to Reception on level 2 to get it validated. Show your name badge and yellow Driver on Duty card. Display the yellow Driver on Duty card on your dashboard.</p> <p>Disabled parking is on level 0 or level 2 (where the main reception and drop-off is situated). You can use a client's Blue Badge - leave the timed part of this on the dashboard. You still need to get the car park ticket validated.</p> <p>Blue Badge holders and Volunteer Drivers get unlimited free parking. Note that finding a space can take a long time.</p> <p>Use of disabled bays for set down and pick up only, unless you have a blue badge</p>	<p>To facilitate parking validation, drivers must report to the Main Reception Desk or Oak Cancer Centre Help Desk with their badges.</p> <p>The receptionist on duty will validate your parking upon presentation of the badge and their car registration. This process needs to be repeated daily, with each validation being valid for the entire day.</p> <p>If you make multiple trips to the hospital in a day, they should validate parking each time they enter and exit.</p> <p>The car park operates on an ANPR system, and no tickets are required for parking (unless there are camera issues).</p>
Free use of staff parking		
Free use of main visitor parking	✓	✓